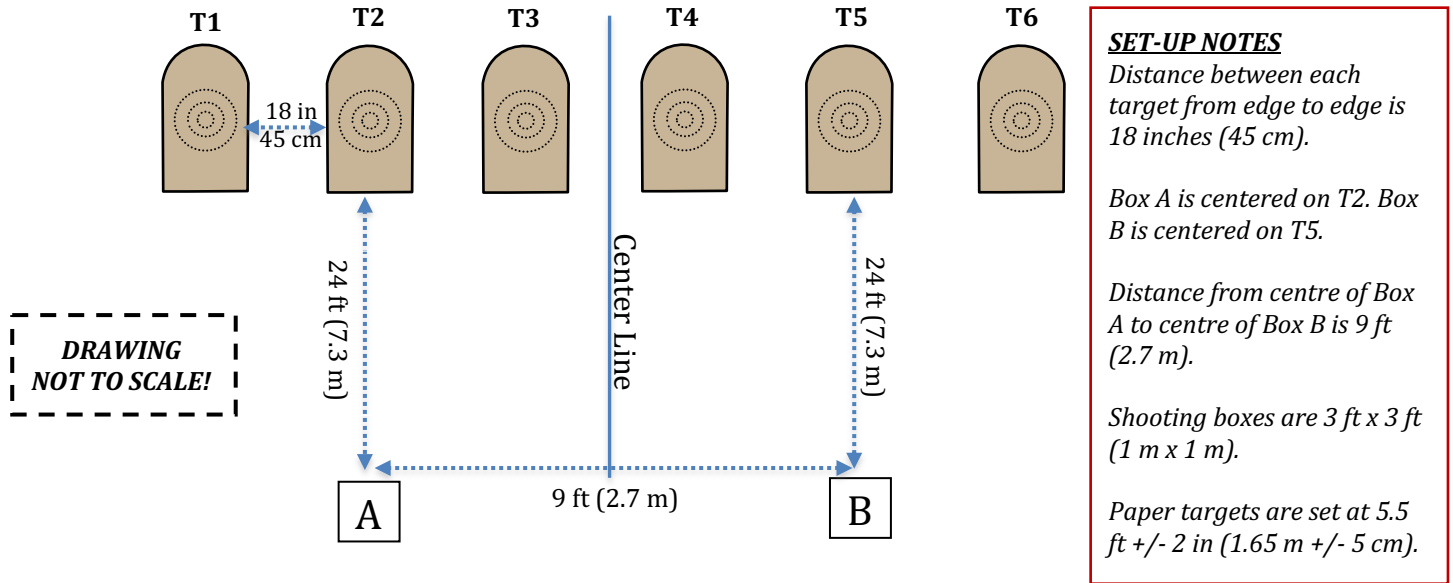
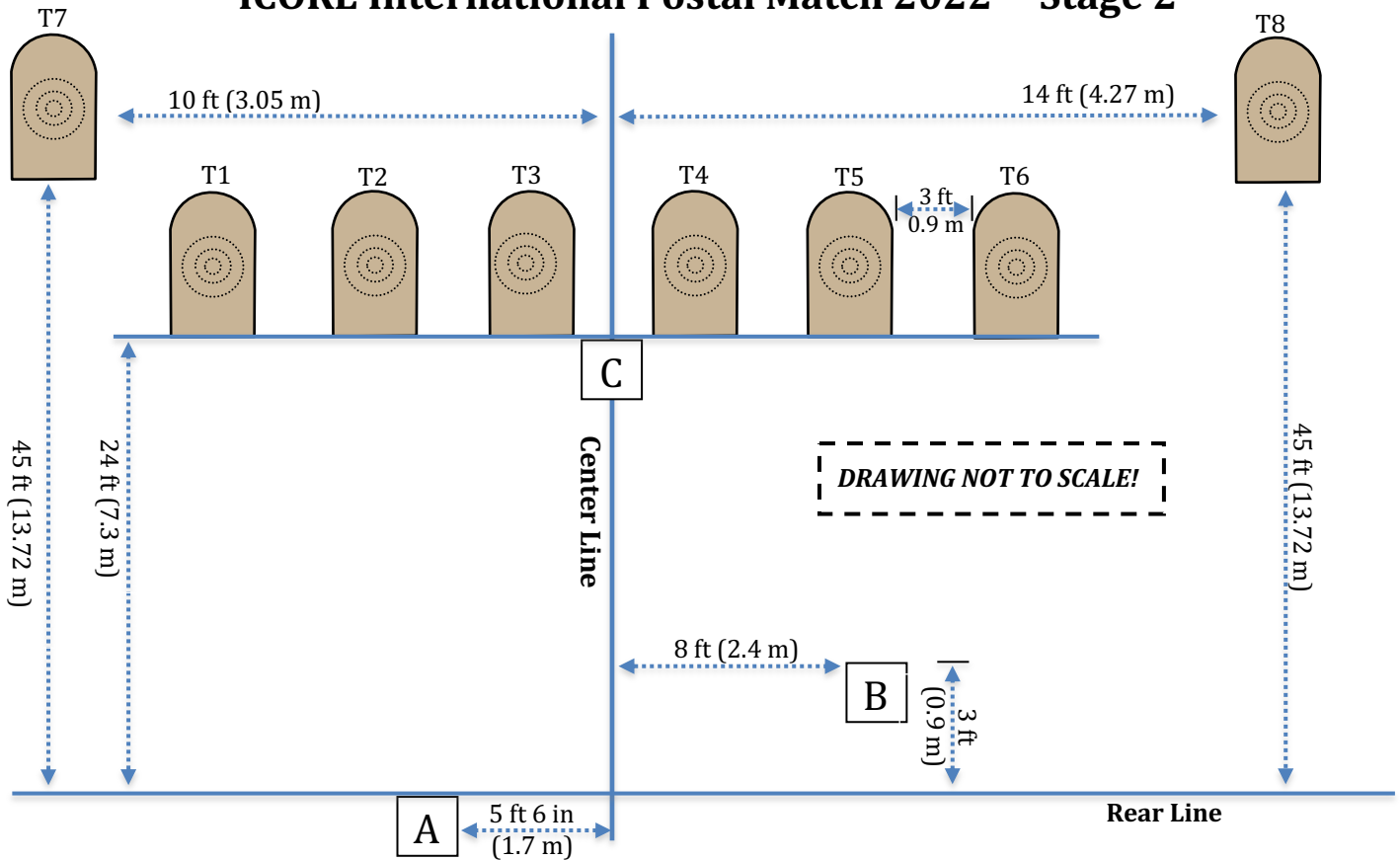


# ICORE International Postal Match 2022 -- Stage 1



- Start Position:** Standing in Box A, facing down range, gun loaded and holstered, hands clasped over navel.
- Procedure:** In order as read in the following paragraph .....  
 On audible signal, engage T1 with one (1) round only, then engage T2 with two (2) rounds only, then engage T3 with one (1) round only, then engage T4 with two (2) rounds only, then engage T5 with one (1) round only, then engage T6 with two (2) rounds only. Next move to Box B and engage T6 with one (1) round only, then engage T5 with two (2) rounds only, then engage T4 with one (1) round only, then engage T3 with two (2) rounds only, then engage T2 with one (1) round only, then engage T1 with two (2) rounds only.
- Scoring:** Shots limited
- Rounds:** 18 maximum
- Start Signal:** Audible
- Stop Signal:** Last shot fired
- Targets:** 6 NRA D1 paper targets
- Penalties:** Per ICORE January 2022 Rule Book

## ICORE International Postal Match 2022 -- Stage 2



**Start Position:** Standing in Box A, facing down range, gun loaded and holstered, hands relaxed by sides, wrists below the belt.

**Procedure:** In order as read in the following paragraph....  
 On audible signal from Box A, engage T1 with two (2) rounds only, then engage T2 with one (1) round only, then engage T3 with two (2) rounds only, then engage T4 with one (1) round only, then engage T5 with two (2) rounds only, then engage T6 with one (1) round only. Next move to Box B and engage T6 with two (2) rounds only, then engage T5 with one (1) round only, then engage T4 with two (2) rounds only, then engage T3 with one (1) round only, then engage T2 with two (2) rounds only, then engage T1 with one (1) round only. Last, move to Box C and engage T7 and T8 with only three (3) rounds each in any order.

**Scoring:** Shots limited  
**Rounds:** 24 maximum  
**Start Signal:** Audible  
**Stop Signal:** Last shot fired  
**Targets:** 8 NRA D1 paper targets  
**Penalties:** Per ICORE January 2022 Rule Book

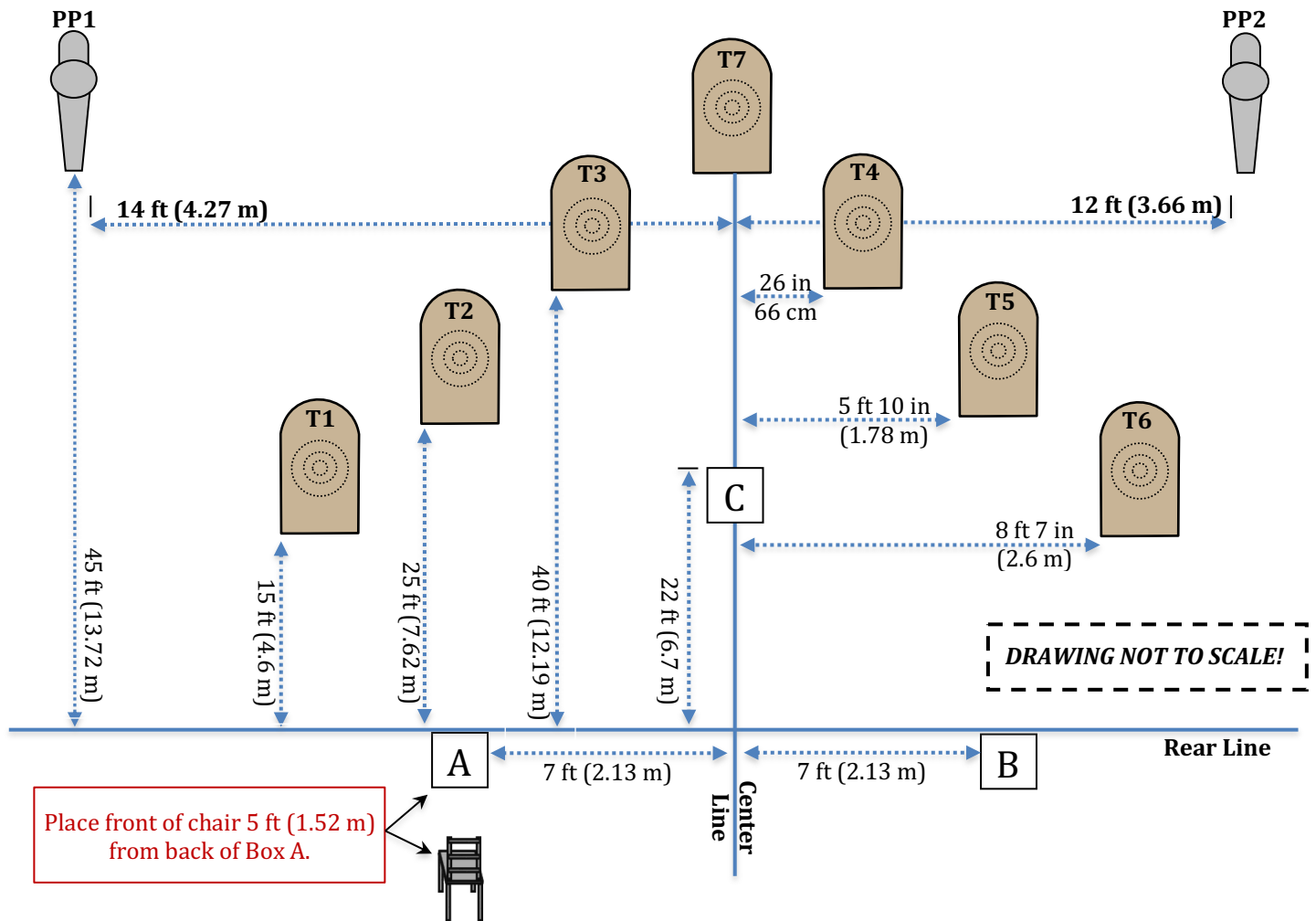
### **SET-UP NOTES**

*Spaces between T1-T6 edge to edge are 3 ft (0.9 m).  
 The Center Line splits the middle of Box C.*

*T1-T6 and the front of Box C are all 24 ft (7.3 m) from the Rear Line.*

*Shooting boxes are 3 ft x 3 ft (1 m x 1 m).  
 Paper targets are set at 5.5 ft +/- 2 in (1.65 m +/- 5 cm).*

# ICORE International Postal Match 2022 -- Stage 3



**Start Position:** Seated in chair with back touching rear of chair, facing down range, gun loaded and holstered, hands on thighs.

**Procedure:** On audible signal stand, then draw. Move to Box A. From Box A engage T1 thru T3 with two (2) rounds each in any order. Move to Box B. From Box B engage T4 thru T6 with two (2) rounds each in any order. Move to Box C. From Box C engage T7 with six (6) rounds, and engage PP1 and PP2, all in any order.

**Scoring:** Shots unlimited  
Best 2 hits on paper for T1-T6  
Best 6 hits on T7  
Steel must fall

**Rounds:** 20

**Start Signal:** Audible

**Stop Signal:** Last shot fired

**Targets:** 7 NRA D1 paper targets and 2 pepper poppers

**Penalties:** Per ICORE January 2022 Rule Book

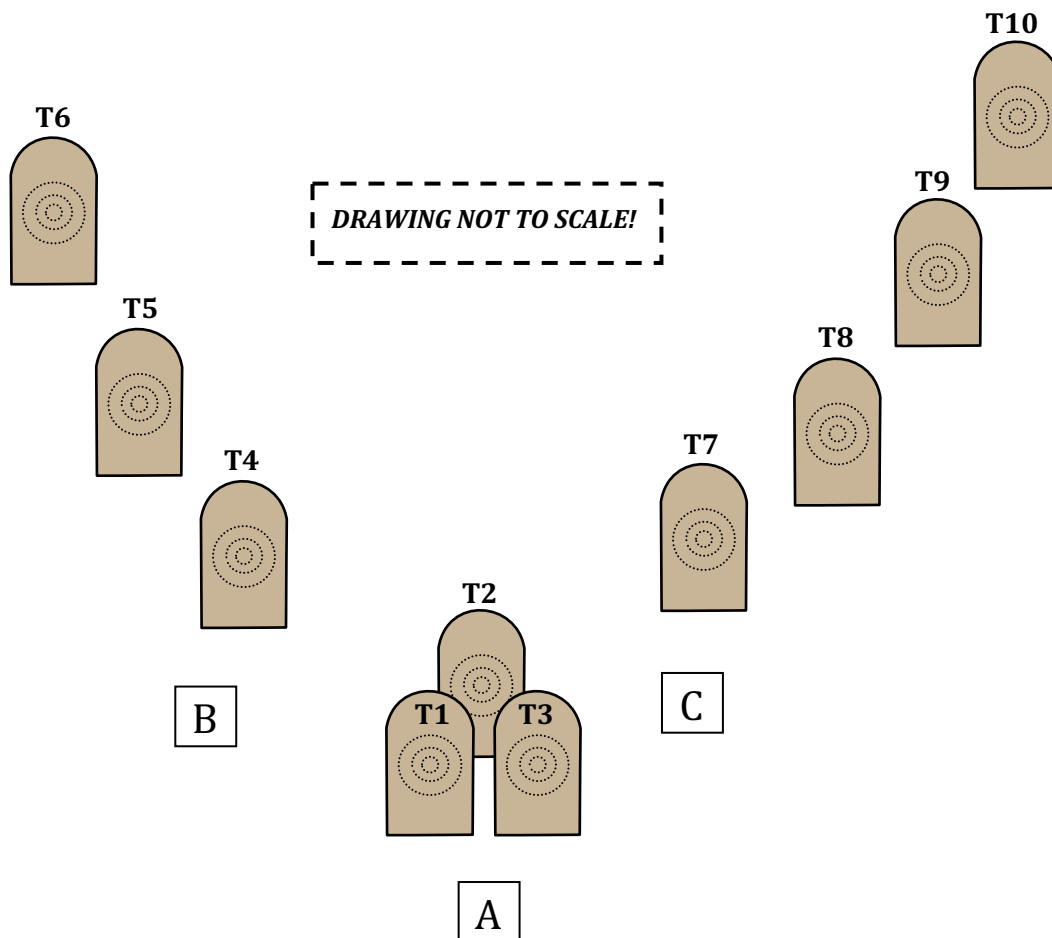
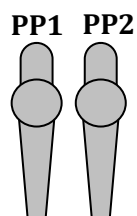
### **SET-UP NOTES**

Box C is centered on T7.  
Front of Box A/B is on the rear line.  
PP1, T7, PP2 are 45 ft (13.71 m) from Rear Line.  
Front of Box C is 22 ft (6.7 m) from rear line.  
Shooting boxes are 3 ft x 3 ft (1 m x 1 m).  
Paper targets are set at 5.5 ft +/- 2 in (1.65 m +/- 5 cm).

### **See drawing:**

Edge of PP1 base to Center Line = 14 ft (4.27 m).  
Edge of PP2 base to Center Line = 12 ft (3.66 m).  
**Otherwise, paper targets are symmetrical around the Center Line.**

## ICORE International Postal Match 2022 -- Stage 4



**Start Position:** Standing in Box A, facing down range, gun loaded and holstered. Walking stick/cane in strong hand with tip of stick touching the ground by the strong side foot. Weak hand relaxed by side with wrist below the belt.

**Procedure:** In order as read in the following paragraph....  
On audible signal transfer stick/cane from Strong Hand to Weak Hand. The stick/cane cannot be discarded until shooter leaves Box A. **EXCEPTION:** Stick/cane may be dropped to clear a malfunction. From Box A engage T1 thru T3 with two (2) rounds each in any order using Strong Hand only. Move to Box B, discarding the stick. From Box B engage T4 thru T6 freestyle with two (2) rounds each in any order. Move to Box C. From Box C engage T7 thru T10 freestyle with two (2) rounds each in any order. Poppers can be engaged while in either Box B or Box C, shooter's choice.

**Scoring:** Shots unlimited  
Best 2 hits on paper, and steel must fall

**Rounds:** 22

**Start Signal:** Audible

**Stop Signal:** Last shot fired

**Targets:** 10 NRA D1 paper targets and 2 Pepper Poppers

**Penalties:** Per ICORE January 2022 Rule Book



## ICORE International Postal Match 2022 -- Stage 4 ~ Extra Set-Up Notes ~

Shooting boxes are 3 ft x 3 ft (1 m x 1 m).

Unless specified, paper targets are set at 5.5 ft +/- 2 in (1.65 m +/- 5 cm).

The front of Box A is on the Rear Line.

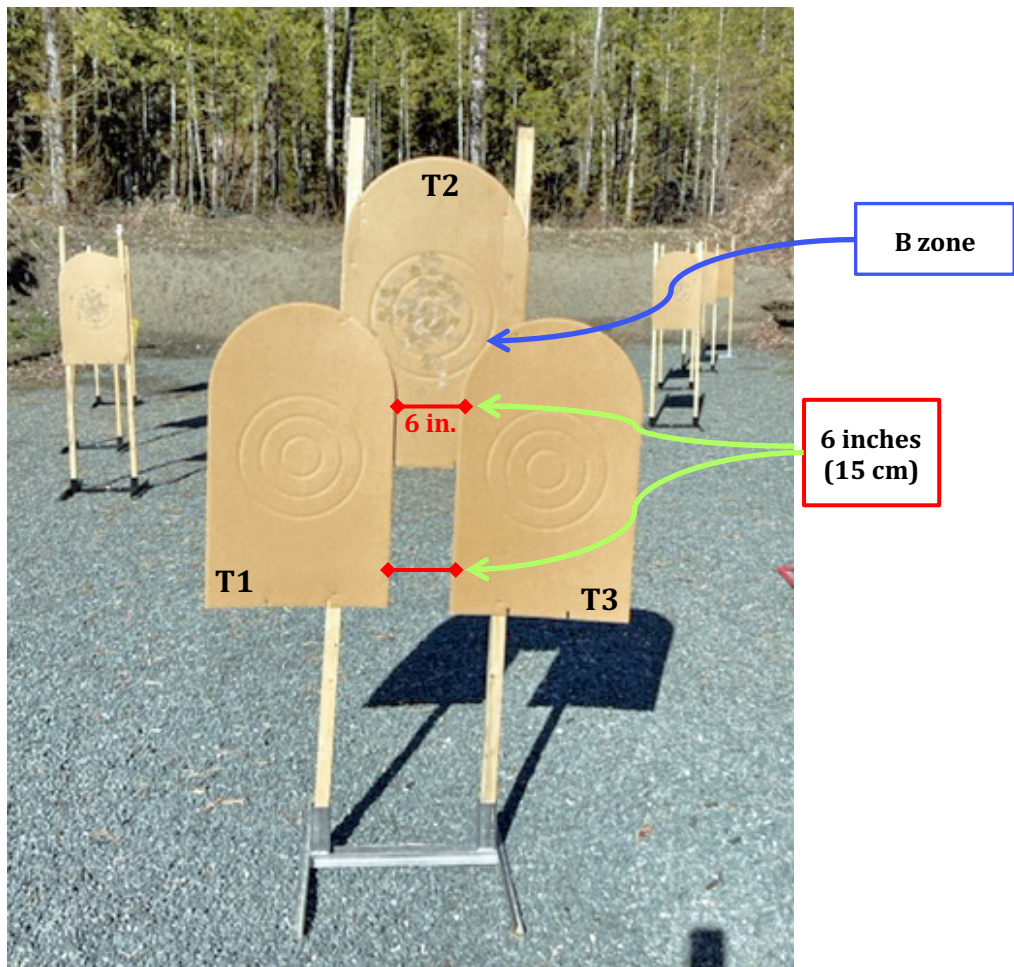
T2 is centered on the Center Line.

The edge of PP2 is 10 ft 6 in (3.2 m) from the Center Line.

The middle of PP1 is 11 ft 6 in (3.51 m) from the Center Line.

### See Photo for the T1-T2-T3 Array Set-Up

- T2 is set at 5.5 ft +/- 2 in (1.65 m +/- 5cm)
- T1 and T3 are **not** set at 5.5 ft.
- The tops of T1 and T3 touch the B zone on T2
- T1 and T3 are 6 inches (15 cm) apart



T1-T2-T3 Set-Up