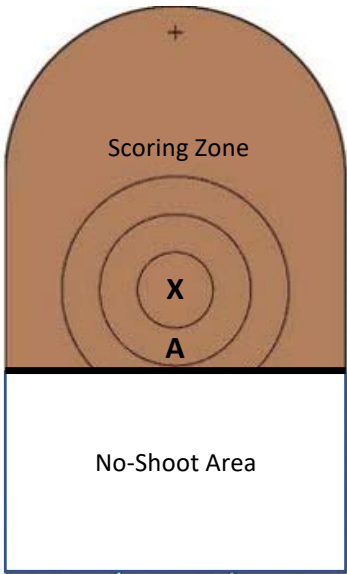
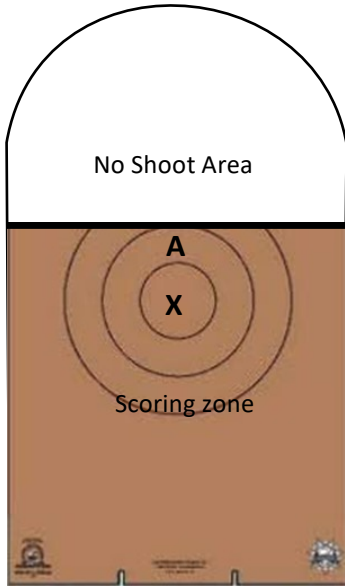


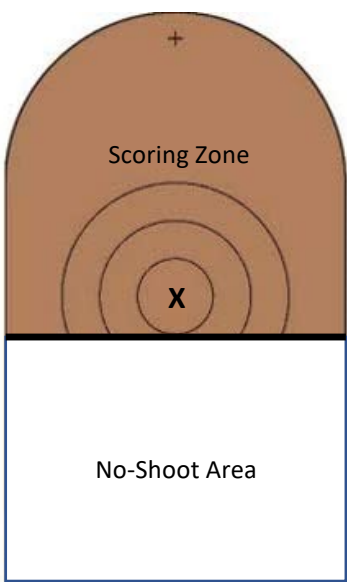
-- MORE STAGE 1 SET-UP NOTES --



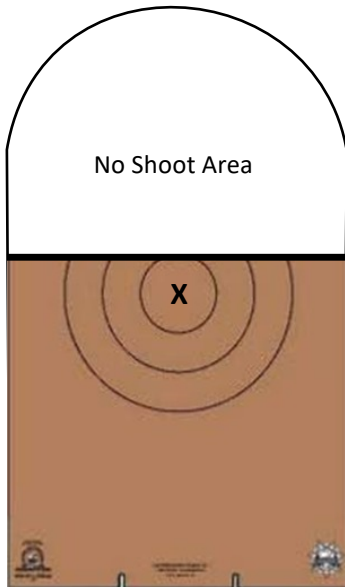
T2-T3 with tape at outer edge of A-zone



X-ring only



T6-T5 with tape at outer edge of X-zone



1-inch (2.5 cm)
black tape
hardcover

2021 ICORE International Postal Match

Stage 2

START POSITION: Standing in any Box, facing downrange, gun loaded and holstered, hands at side.

STAGE PROCEDURE:

At start signal, in any order.....

From Box A, engage T1-T3 from around the barrier with only 3 (three) rounds each. From Box B, engage T4-6 through the port with only 3 (three) rounds each. From Box C, engage T7-9 from between the barriers with only 3 (three) rounds each. No mandatory reloads.

Scoring: Shots Limited

Rounds: 27 max

Targets: 9 NRA D-1

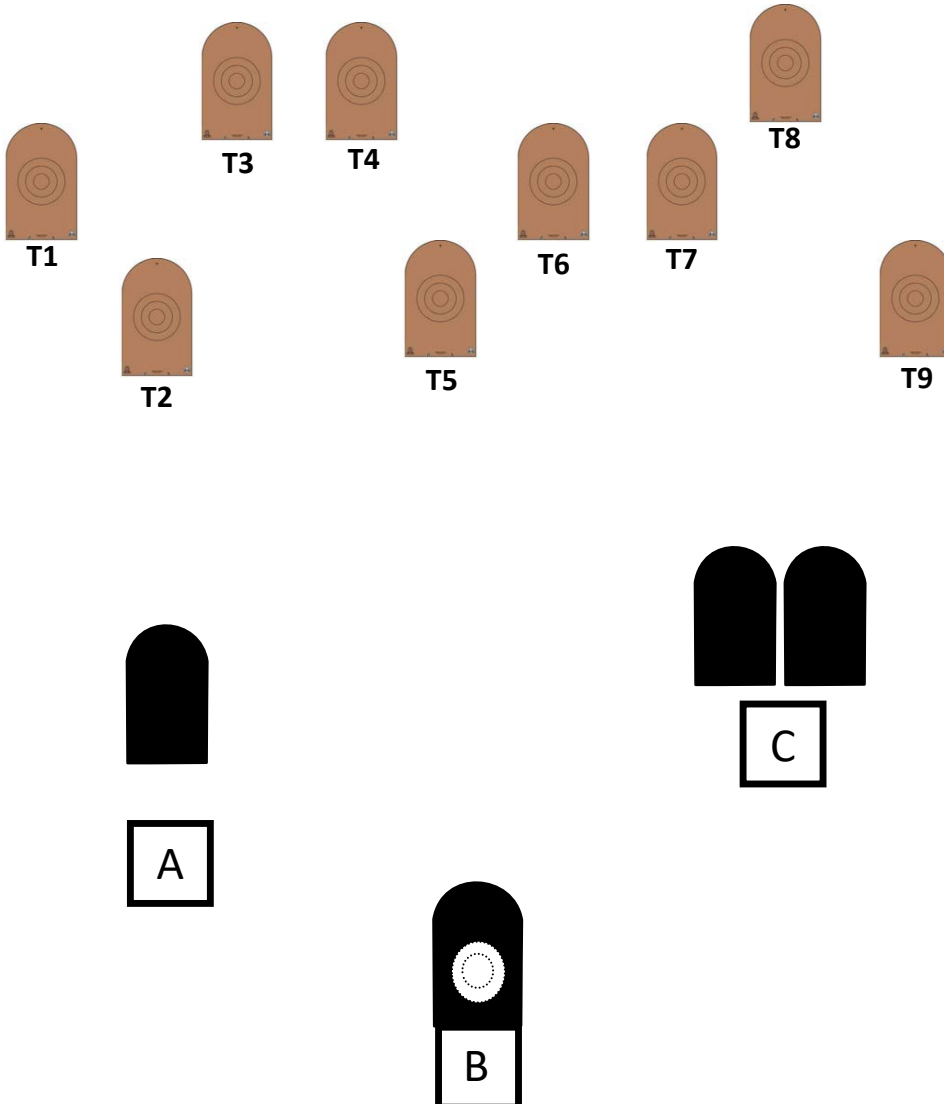
Start Signal: Audible

Stop Signal: Last Shot

Penalties: Per ICORE Rule Book

Course Designer: Mike Wiggins (FL2642)

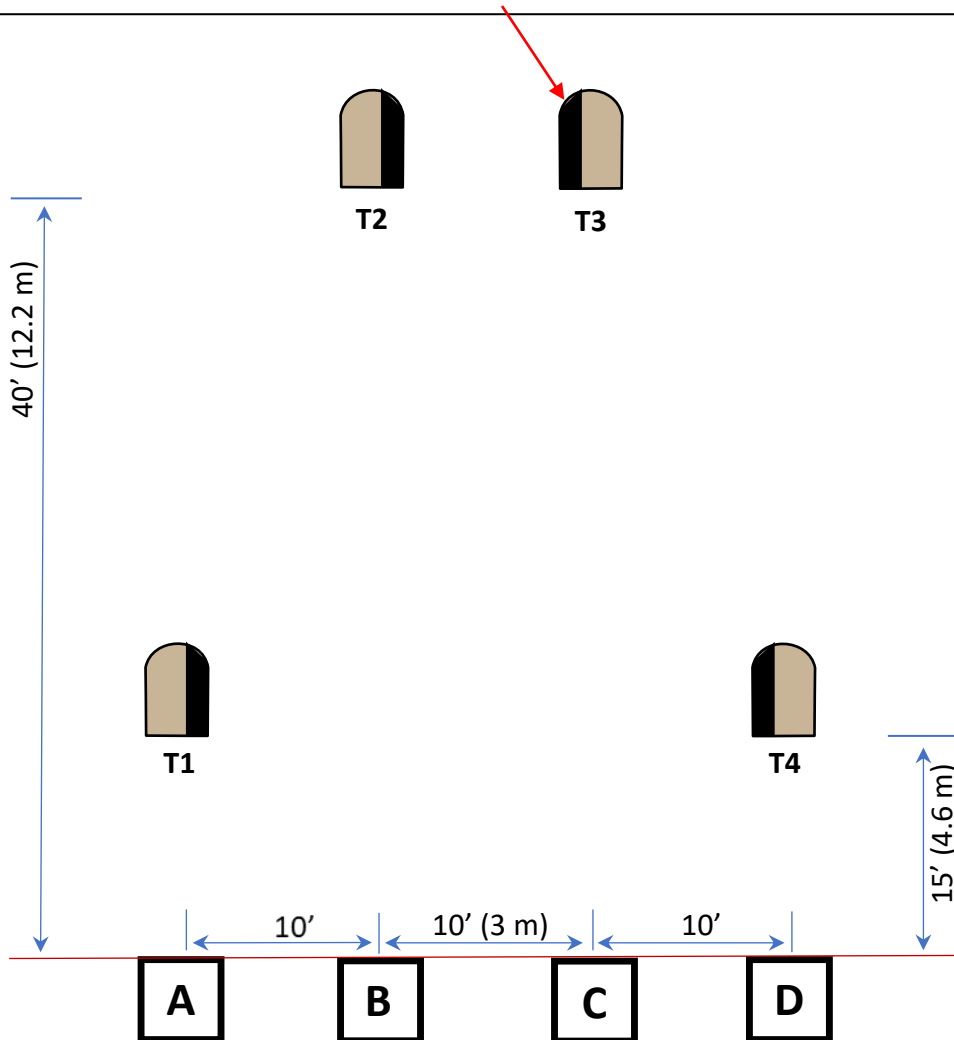
Other Notes: No mandatory reloads.



-- STAGE 3 SETUP --

Black **hardcover** touches A zone and is vertical from top to bottom on all targets as shown.
T2 is centered on Box B.
T3 is centered on Box C.
10 feet (3 m) between Boxes measured from center of each Box.
Shooting Box is approximately 3' x 3' (1 m x 1 m).

Diagram not to scale!





2021 ICORE International Postal Match

Stage 4

START POSITION: Standing in Box A, facing uprange, gun loaded and holstered, hands above shoulders.

STAGE PROCEDURE:

String 1: At start signal, turn and engage each target with only 1 (one) round each in any order.
Strings 2-3: Repeat for strings 2 and 3.

Scoring: Shots Limited

Rounds: 18 max

Targets: 6 NRA D-1

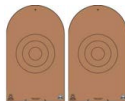
Start Signal: Audible

Stop Signal: Last shot

Penalties: Per ICORE Rule Book

Course Designer: Mike Wiggins (FL2642)

Other Notes



-- STAGE 4 SETUP --

Shooting Box is approximately 3' x 3' (1 m x 1 m).

Diagram not to scale!

